

V.O.C.COLLEGE OF EDUCATION, THOOTHUKUDI – 628 008

STUDENTS SATISFACTION SURVEY

2017 – 2018

Feedback Format, Analysis and Report

Sl. No.	Particulars	Very Good	Good	Average
1.	TEACHING AND TEACHERS : Knowledge base of the teacher (as perceived by you)			
2.	Communication skills (in terms of articulation and comprehensibility)			
3.	Ability to integrate course material with environment/ other issues to provide a broader perspective			
4.	Ability to integrate across the courses/draw upon other courses.			
5.	Interest generated by the teacher			
6.	Accessibility of the teacher in and out of the class.			
7.	The attitude of teachers towards Extra-curricular activities			
8.	Ability to design examinations/ assignments/ projects to test understanding of the course.			
9.	The coverage of syllabus			
10.	The preparation of the teachers before lectures			
11.	The discussion on the assignment by the teachers.			
12.	The course and lecture outline given at the beginning.			
13.	Its implementation and its usefulness			
14.	Usage of ICT in the classroom by the teachers.			
15.	The feedback given by the teachers.			
16.	INTENSIVE TEACHING PRACTICE : The exposure given already in the College			
17.	The guide teachers' co-operation in the school			
18.	The Headmaster's co-operation			
19.	Teacher Educators' supervision			
20.	The usefulness of the training given in the college already, to handle the class			
21.	The Students' co-operation in the school.			
22.	Opportunities given in the school to participate in day-to-day school activities.			
23.	Work-load in the school.			
24.	Accommodation			
25.	Overall impression.			
26.	LIBRARY : Availability of books in the library			

27.	Adequacy of the No. of tokens, time given to the students			
28.	Availability and co-operation of the Librarian.			
29.	Encouragement given in the institution for utilizing the library			
30.	COMPUTER COURSE : Coverage of syllabus.			
31.	Practical exposure to computers (Time given, time-utility, instruction and assistance given by Technical Staff).			
32.	Convenience in Time Table			
33.	Usefulness of the course.			

Table :1
Feedback of B.Ed. II year Students

S.No	Dimensions	Total	Very Good		Good		Average	
			N	%	N	%	N	%
1	Teaching & Teachers	129	79	61	45	34.8	5	4.2
2	Intensive Teaching Practice	129	71	55.2	48	37.1	10	7.7
3	Library	129	64	49.8	49	38.1	16	12.1
4	Computer Course	129	67	51.9	50	39	12	9.1
5	Activities with Communities & Guidance	129	66	51.2	53	41.1	10	7.7
6	Institutional Management & Communication	129	51	39.54	56	43.72	22	16.74
7	Infrastructure & Utilisation	129	35	27	61	47.1	33	25.9

It is inferred from the above table that 61%, 34.8%, and 4.2% of the B.Ed II year students have very good, good and average level in their feedback in the dimension Teaching and Teachers respectively.

55.2%, 37.1%, and 7.7% of the B.Ed II year students have very good, good and average level in their feedback in the dimension Intensive Teaching Practice respectively.

49.8%, 38.1%, and 12.1% of the B.Ed II year students have very good, good and average level in their feedback in the dimension Library respectively

51.9%, 39%, and 9.1% of the B.Ed II year students have very good, good and average level

in their feedback in the dimension Computer Course respectively

51.2%, 41.1%, and 7.7% of the B.Ed II year students have very good, good and average level in their feedback in the dimension Activities with Communities & Guidance respectively

39.54%, 43.72%, and 16.74% of the B.Ed II year students have very good, good and average level in their feedback in the dimension Institutional Management & Communication respectively

27%, 47.1%, and 25.9% of the B.Ed II year students have very good, good and average level in their feedback in the dimension Infrastructure & Utilisation respectively

Figure :1
Feedback of B.Ed. II year Students

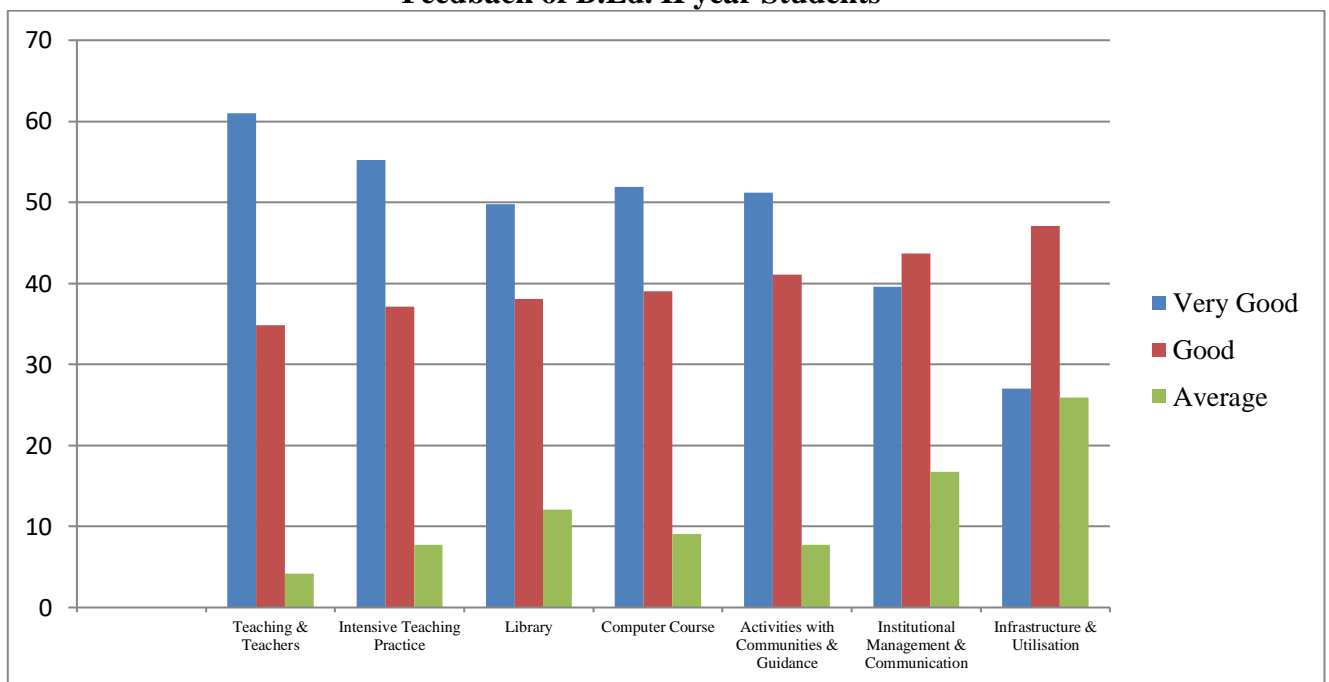


Figure :1.1
Feedback of B.Ed. II year Students on Teaching & Teachers

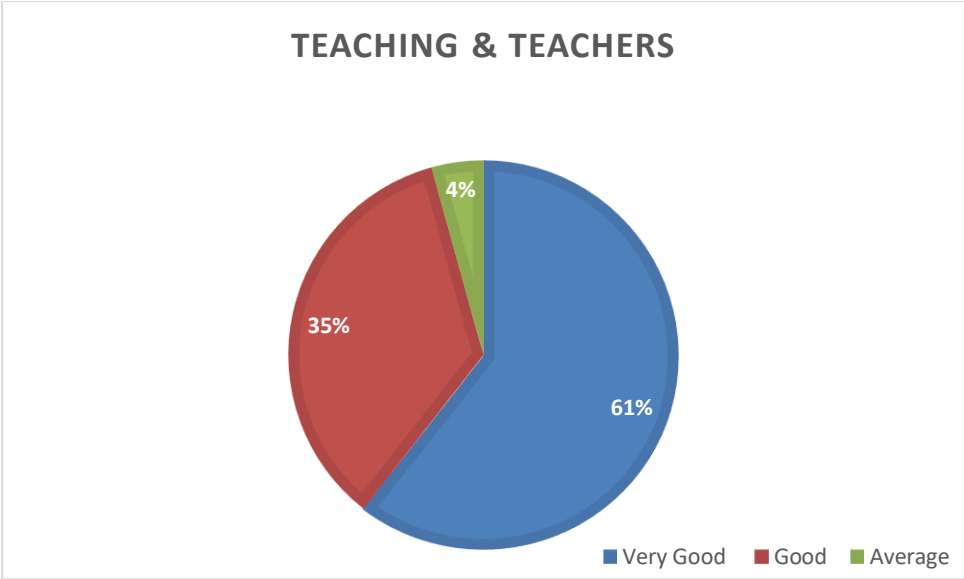


Figure :1.2
Feedback of B.Ed. II year Students on Intensive Teaching Practice

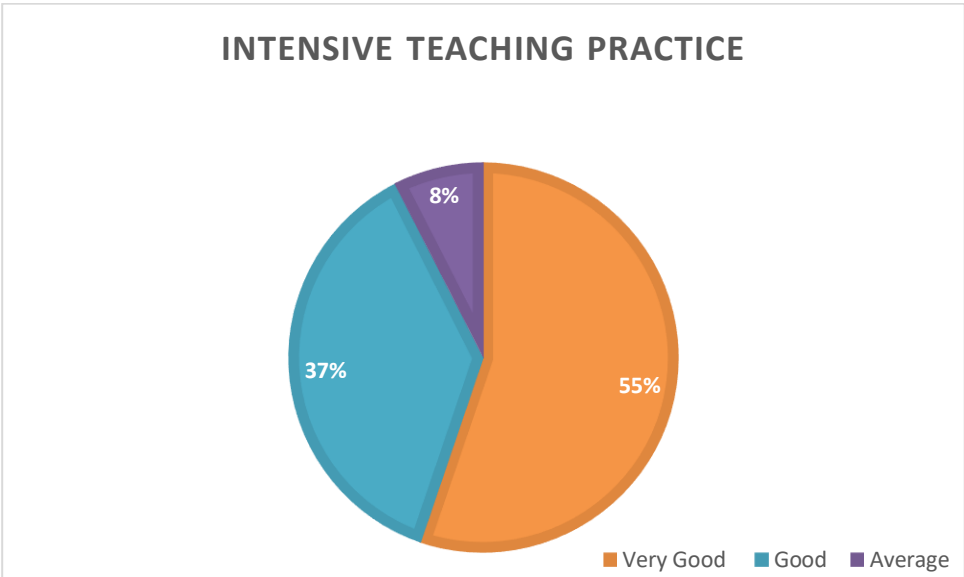


Figure :1.3

Feedback of B.Ed. II year Students on Library

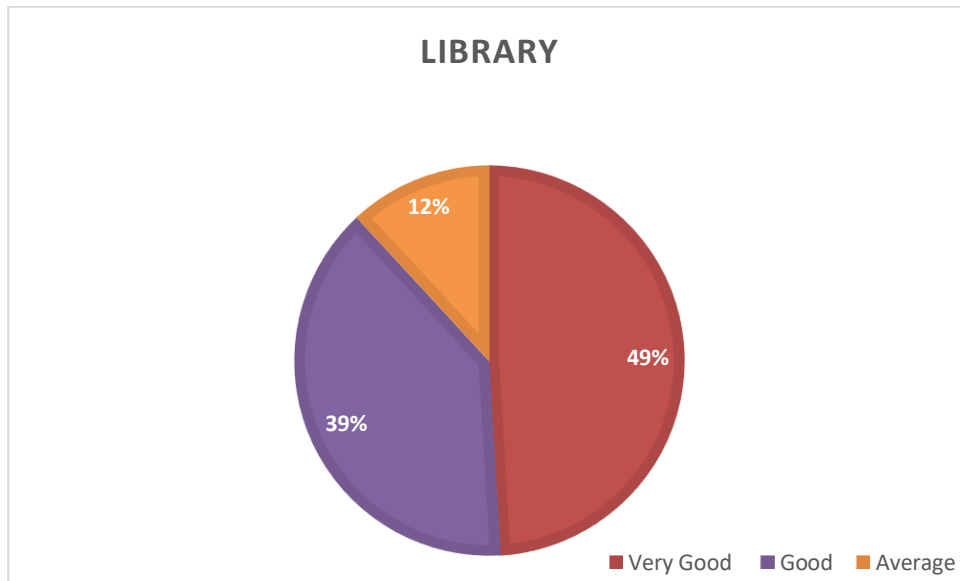


Figure :1.4
Feedback of B.Ed. II year Students on Computer Course

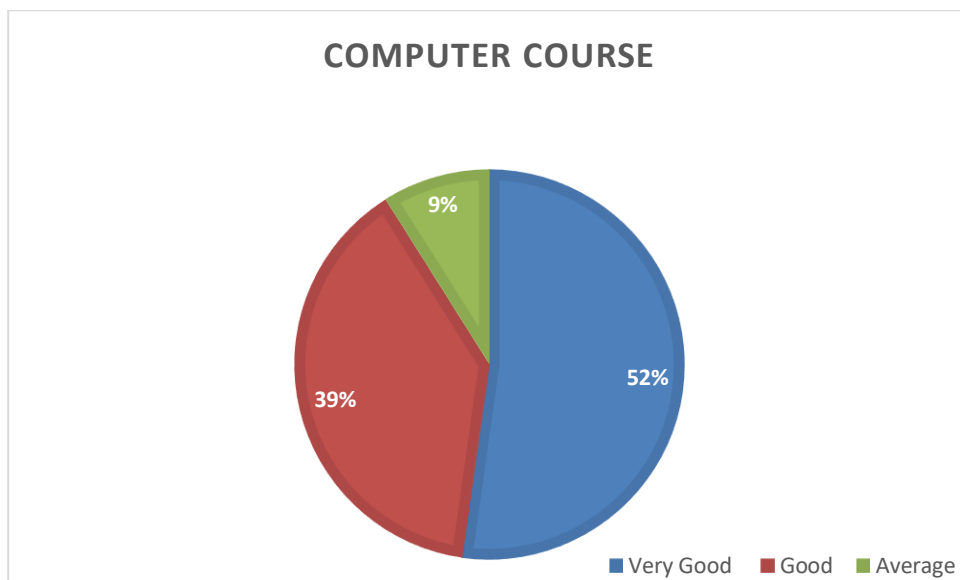


Figure :1.5
Feedback of B.Ed. II year Students on Activities with Communities & Guidance

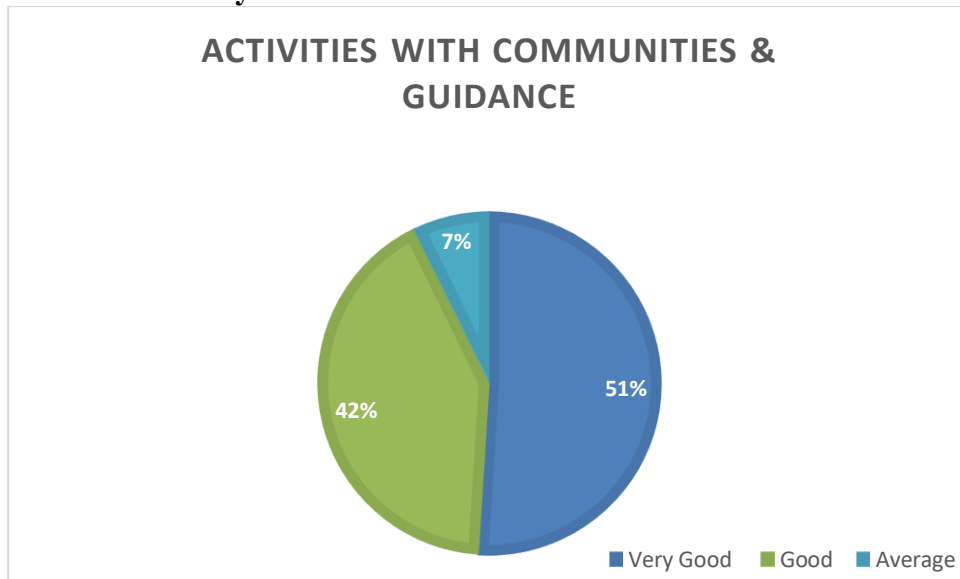


Figure :1.6
Feedback of B.Ed. II year Students on Institutional Management & Communication

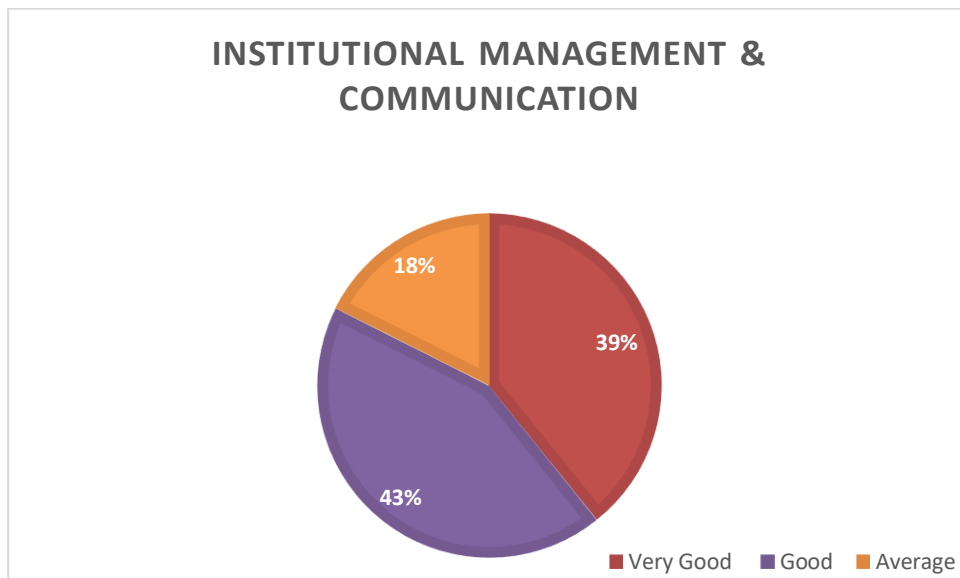
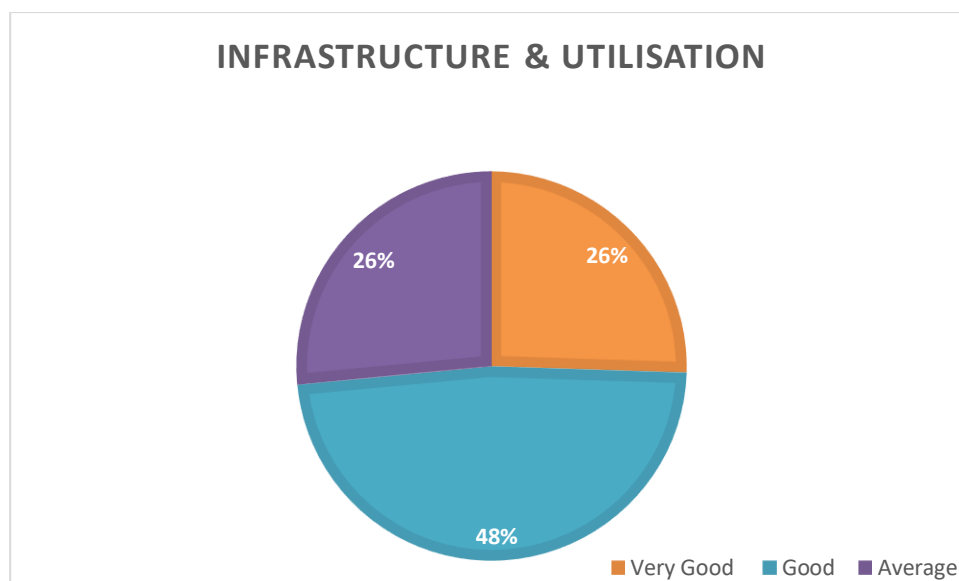


Figure :1.7
Feedback of B.Ed. II year Students on Infrastructure & Utilisation



Report Based on Analysis

Students' reaction form was collected at the end of two year B.Ed. Programme to make essential modifications. Feedback form consisted of seven dimensions namely Teaching and Teachers, Intensive Teaching Practice, Library Utilization of Technological gadgets, activities with communities and guidance, institutional management and communication and infrastructure and utilization.

All the above dimensions undergone three-point rating scale such as Very Good, Good and Average. The students were asked to respond within above three point scale. After collecting the responses from the respondents have undergone analysis. The collected data manually analysed and the following inferences are made.

Among 141 respondents, majority of the respondents have rated very good Teaching and Teacher, Intensive Teaching Practice, library resources, few respondents rated as good utilization of technological gadgets, infrastructure and utilization, institutional management and communication, activities with communities and guidance and some students have rated as average.

Apart from the seven dimensions, specifications from the respondents have collected. Out of 141 respondents, 54 respondents have specified what they perceived.


1. Liked the college very much because of family atmosphere.
2. Always tobacco free and ragging free campus.
3. Eco friendly campus with more plants and trees.
4. Provisions and caring are very good.
5. Teaching and non teaching staff are kind-hearted.
6. Inspirable Teachers with conducive climate of the college leads to healthy learning.
7. Majority of the students have specified, not to show partiality between regular and additional intake as well as during selection of the programme.
8. It's place for freedom of thought and idea to be exhibited.
9. Discipline followed in the college is good.
10. Caring special category students, pregnant woman and ill health woman were appreciable.

11. Remedial coaching helped to achieve more for the weak students.

Feedback from **M.Ed. students** was also collected. They suggested that the course developed our knowledge in educational research, psychology, curriculum development and technology. Gathered knowledge from practical experiences in field visit of educational institutions, internship in teacher education institutions and research colloquium and discussions. Realised the need of learner centered learning.

Feedback about **computer courses** on Ms Office, Internet and its Applications(Level 1) and Multimedia and its Applications for the academic year 2017-2018 was collected from students based on Coverage of the syllabus, Organisation of the course, emphasis on fundamental concepts, study materials provided, level of interaction of teacher, availability of computer and time spent for practical classes. More than 86% of their responses identified on very good and good category. They appreciated the way of teaching and guidance given by the instructor. They suggested that they can use this learning for their professional enrichment.

Teacher Eligibility Test Coaching Class was conducted for the second year B.Ed. student. The classes began on 01.03.2018. The Guidance, Encouragement and Motivation given by the Teacher Educators was very effective. The reference books suggested by the Teacher Educators was satisfactory. Students clarified their doubts regard TET. They requested to continue TET coaching classes.


Dr. T. KANAKARAJ
PRINCIPAL
V.O.C. COLLEGE OF EDUCATION
THOOTHUKUDI - 8.

