

V.O.C.COLLEGE OF EDUCATION, THOOTHUKUDI – 628 008

STUDENTS SATISFACTION SURVEY

2018– 2019

Feedback Format, Analysis and Report

Sl. No.	Particulars	Very Good	Good	Average
I.	TEACHING AND TEACHERS :			
1.	Knowledge base of the teacher (as perceived by you)			
2.	Communication skills (in terms of articulation and comprehensibility)			
3.	Ability to integrate course material with environment/ other issues to provide a broader perspective			
4.	Ability to integrate across the courses/draw upon other courses.			
5.	Interest generated by the teacher			
6.	Accessibility of the teacher in and out of the class.			
7.	The attitude of teachers towards Extra-curricular activities			
8.	Ability to design examinations/ assignments/ projects to test understanding of the course.			
9.	The coverage of syllabus			
10.	The preparation of the teachers before lectures			
11.	The discussion on the assignment by the teachers.			
12.	The course and lecture outline given at the beginning.			
13.	Its implementation and its usefulness			
14.	The feedback given by the teachers.			
II.	INTENSIVE TEACHING PRACTICE :			
15.	The exposure given already in the College			
16.	The guide teachers' co-operation in the school			
17.	The Headmaster's co-operation			
18.	Teacher Educators' supervision			
19.	The usefulness of the training given in the college already, to handle the class.			
20.	The Students' co-operation in the school.			
21.	Opportunities given in the school to participate in day-to-day school activities.			
22.	Work-load in the school.			
23.	Accommodation			
24.	Overall impression.			

III.	LIBRARY :			
25.	Availability of books in the library			
26.	Adequacy of the No. of tokens, time given to the students			
27.	Availability and co-operation of the Librarian.			
28.	Encouragement given in the institution for utilizing the library			
IV.	UTILIZATION OF TECHNOLOGICAL GADGETS :			
29.	Technological gadgets are often used by the teachers in the classroom			
30.	Hands on experience are given by the teachers			
31.	Effectiveness of staff's lecture using technological gadgets			
32.	Utilization of Interactive White Board/OHP/LCD Projector etc.			
33.	Overall impression on using techno-pedagogical devices			
V.	ACTIVITIES WITH COMMUNITIES AND GUIDANCE :			
34.	The community involvement in college activities.			
35.	The encouragement given to students who do community service.			
36.	The effectiveness of the guidance given by the teachers regarding the protection of the environment.			
37.	The usefulness of the advice given by the teachers			
38.	The care taken on the grievances			
VI.	INSTITUTIONAL MANAGEMENT AND COMMUNICATION :			
39.	The details given in the prospectus regarding courses available, admission rules, fee structure etc.			
40.	The representation given to the students in the students' union			
41.	The help rendered by the institution's administrative office.			
42.	The approachableness of the Secretary and the President of the college.			
43.	The involvement of students in decision-making regarding school for Intensive Teaching Practice, college functions etc.			
VII.	INFRASTRUCTURE AND UTILISATION :			
44.	The availability and utility of language laboratory.			
45.	The availability and utility of psychology laboratory			
46.	Hostel Facilities			
47.	Sports facilities			
48.	Recreation facilities			
49.	Furniture			
50.	Health Care facilities			
51.	Notice Board facilities and its utilization			

ANALYSIS OF FEEDBACK

Table : 1
Feedback of B.Ed. II year Students

S.No.	Dimensions	Very Good		Good		Average		Total	
		N	%	N	%	N	%	N	%
1	Teaching & Teachers	15	9.6	118	75.6	23	14.7	156	100
2	Intensive Teaching Practice	20	12.8	113	72.4	23	14.7	156	100
3	Library	30	19.2	101	64.7	25	16	156	100
4	Utilization of Technological Gadgets	23	14.7	109	69.9	24	15.4	156	100
5	Activities with Communities & Guidance	28	17.9	94	60.3	34	21.8	156	100
6	Institutional Management & Communication	18	11.5	109	69.9	29	18.6	156	100
7	Infrastructure & Utilisation	31	19.9	104	66.7	21	13.5	156	100

It is inferred from the above table that 9.6%, 75.6%, and 14.7% of the B.Ed. II year students have very good, good and average level in their feedback in the dimension Teaching and Teachers respectively.

It is inferred from the above table that 12.8%, 72.4%, and 14.7% of the B.Ed. II year students have very good, good and average level in their feedback in the dimension Intensive Teaching Practice respectively.

It is inferred from the above table that 19.2%, 64.7%, and 16% of the B.Ed. II year students have very good, good and average level in their feedback in the dimension Library respectively.

It is inferred from the above table that 14.7%, 69.9%, and 15.4% of the B.Ed. II year students have very good, good and average level in their feedback in the dimension Utilization of Technological Gadgets respectively.

It is inferred from the above table that 17.9%, 60.3%, and 21.8% of the B.Ed. II year students have very good, good and average level in their feedback in the dimension Activities with Communities & Guidance respectively.

It is inferred from the above table that 11.5%, 69.9%, and 18.6% of the B.Ed. II year students have very good, good and average level in their feedback in the dimension Institutional Management & Communication respectively.

It is inferred from the above table that 19.9%, 66.7%, and 13.5% of the B.Ed. II year students have very good, good and average level in their feedback in the dimension Infrastructure and utilisation respectively.

Figure :1

Feedback of B.Ed. II year Students

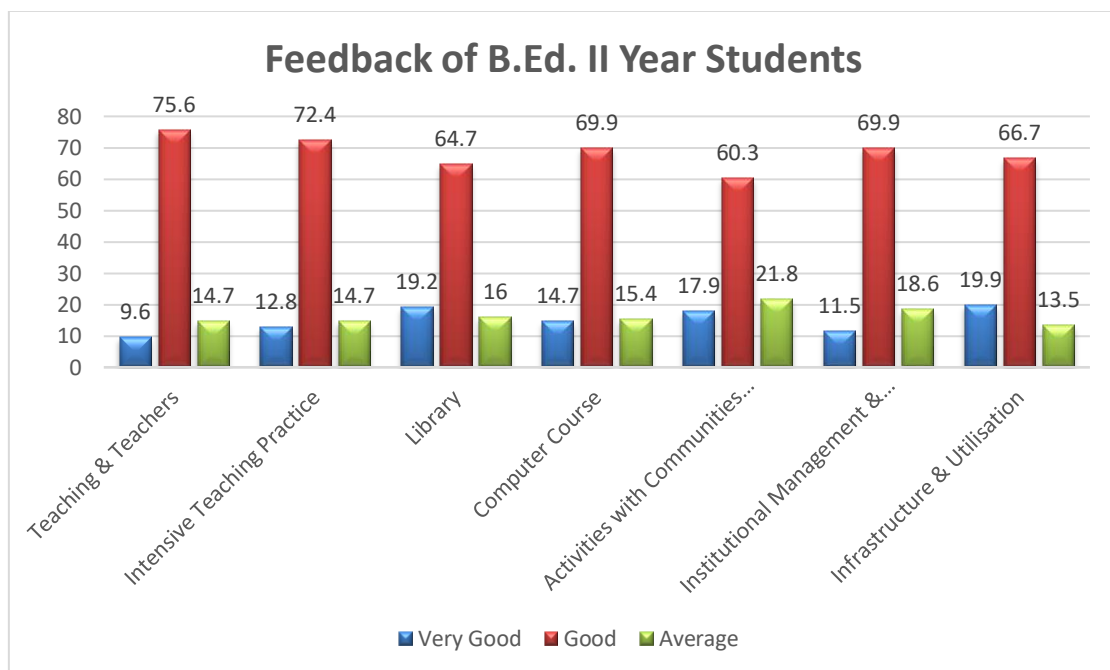


Figure :1.1

Feedback of B.Ed. II year Students on Teaching & Teachers

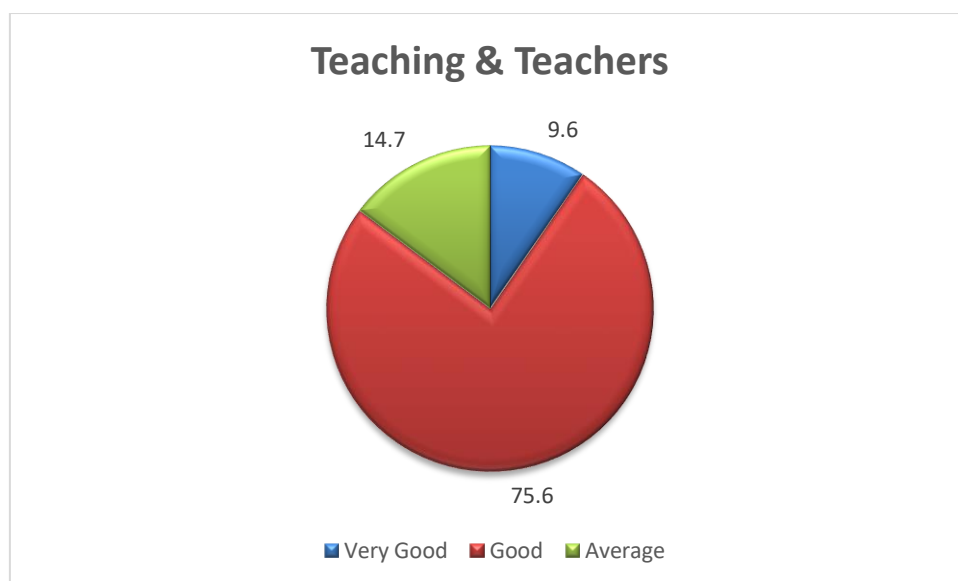


Figure :1.2
Feedback of B.Ed. II year Students on Intensive Teaching Practice

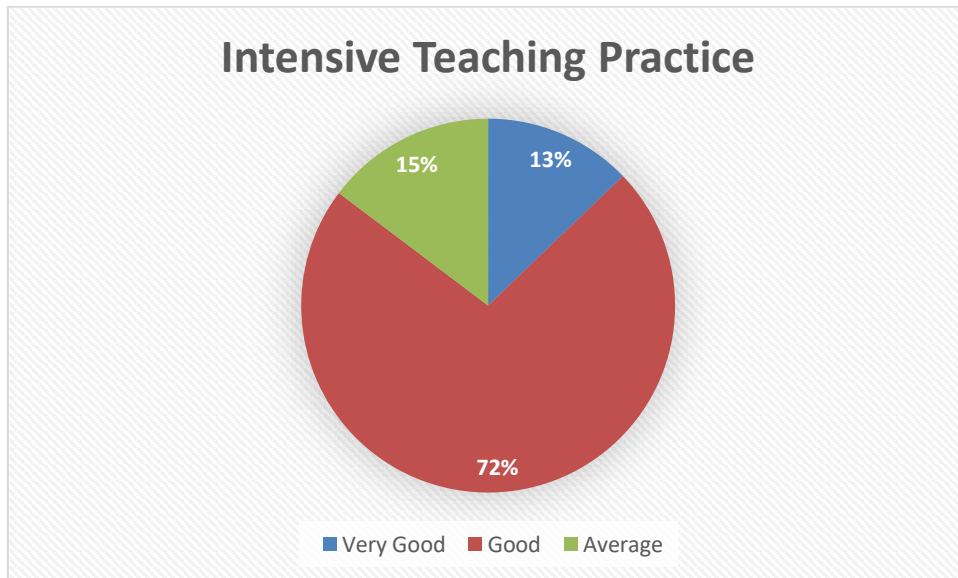


Figure :1.3
Feedback of B.Ed. II year Students on Library

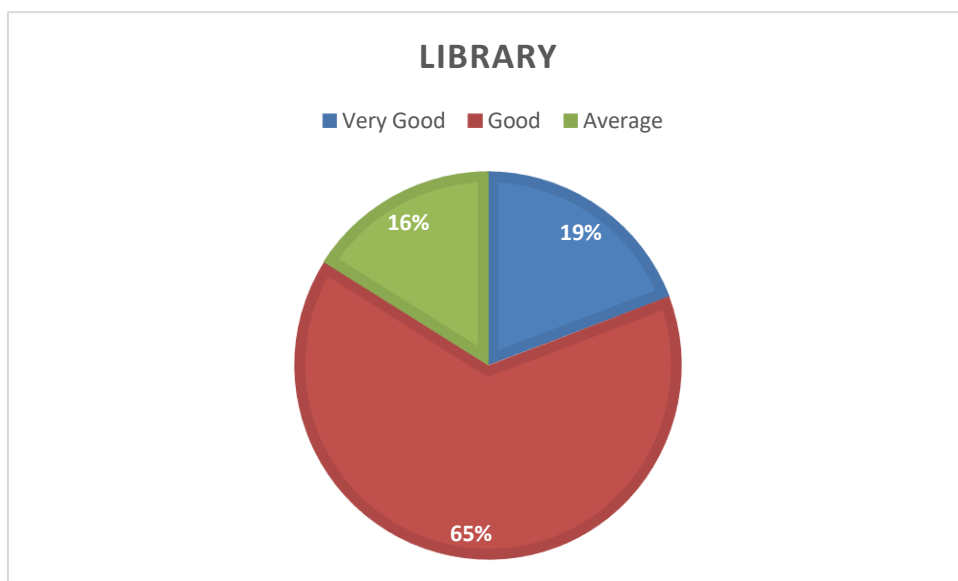


Figure :1.4
Feedback of B.Ed. II year Students on Utilization of Technological Gadgets

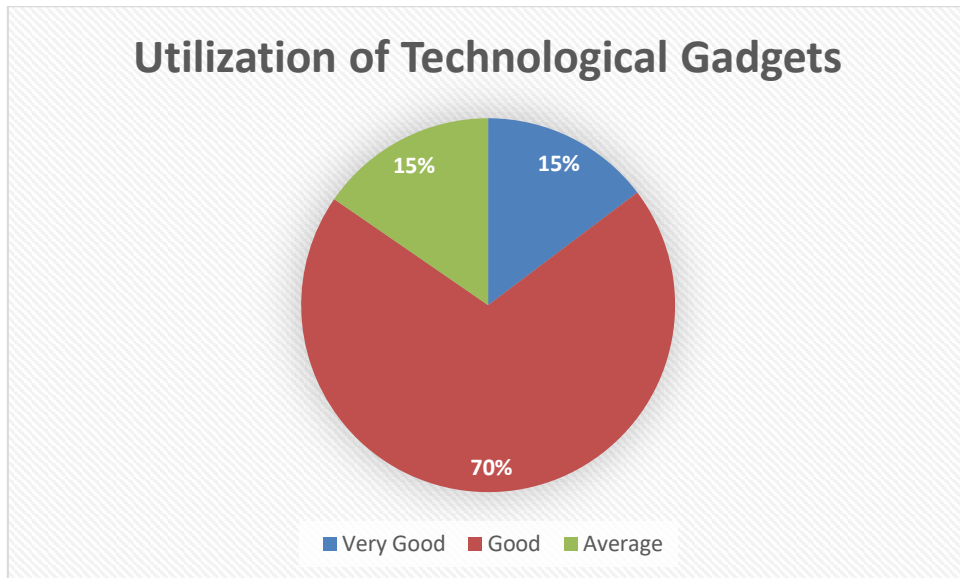


Figure :1.5
Feedback of B.Ed. II year Students on Activities with Communities & Guidance



Figure :1.6

Feedback of B.Ed. II year Students on Institutional Management & Communication

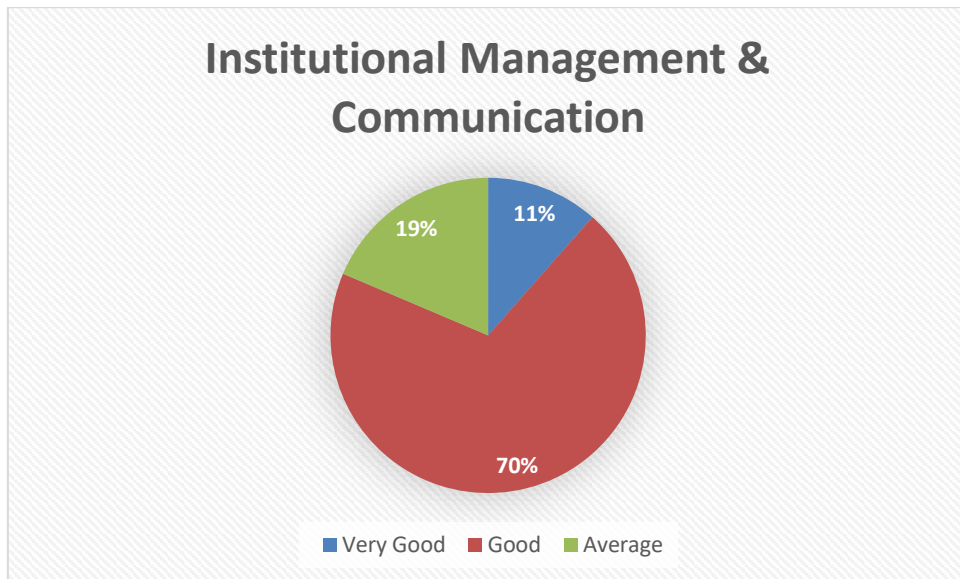
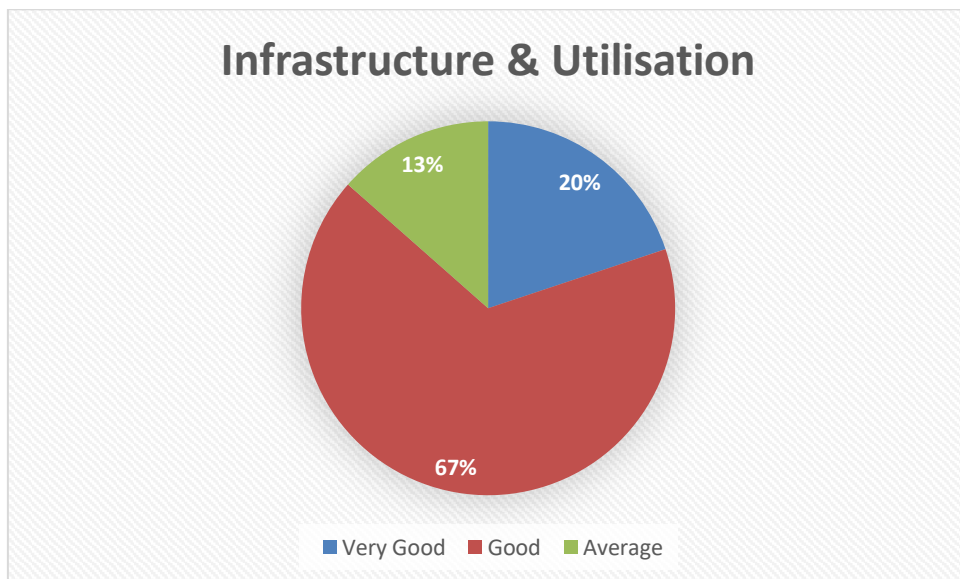


Figure :1.7

Feedback of B.Ed. II year Students on Infrastructure & Utilisation



Report Based on Analysis


Students' reaction forms were collected at the end of B.Ed. Programme in the second year of the course to make essential modifications. Feedback form consisted of seven dimensions namely Teaching and Teachers, Intensive Teaching Practice, Library Utilization of Technological gadgets, activities with communities and guidance, institutional management and communication and infrastructure and utilization.

All the above dimensions were categorized in to three-point rating scale such as Very Good, Good and Average. The students were asked to respond within above three point scale. After collecting the responses from the students, the responses were analysed. The collected data were manually analysed and the following inferences were made.

Among 156 respondents, majority of the respondents have rated very good Teaching and Teacher, Intensive Teaching Practice, library resources, few respondents rated as good utilization of technological gadgets, infrastructure and utilization, institutional management and communication, activities with communities and guidance and some students have rated as average.

Apart from the seven dimensions, some specifications from the respondents were also collected from the feedback forms such as:

1. College with family environment.
2. Inspirable Teachers with encouraging climate of the college leads to healthy learning.
3. Teaching and non-teaching staff are compassionate.
4. It's place for freedom of thought and idea to be exhibited.
5. Appreciable discipline and time management followed in the college.
6. Special care given to special category students, pregnant woman and female students during ill health woman were appreciable.
7. Eco friendly campus with more plants and trees with tobacco free environment.
8. Ragging free campus.
9. Majority of the students have specified, to provide equal opportunity during selection of the programme.



Dr. T. KANAKARAJ
PRINCIPAL
V.O.C. COLLEGE OF EDUCATION
THOOTHUKUDI - 8.