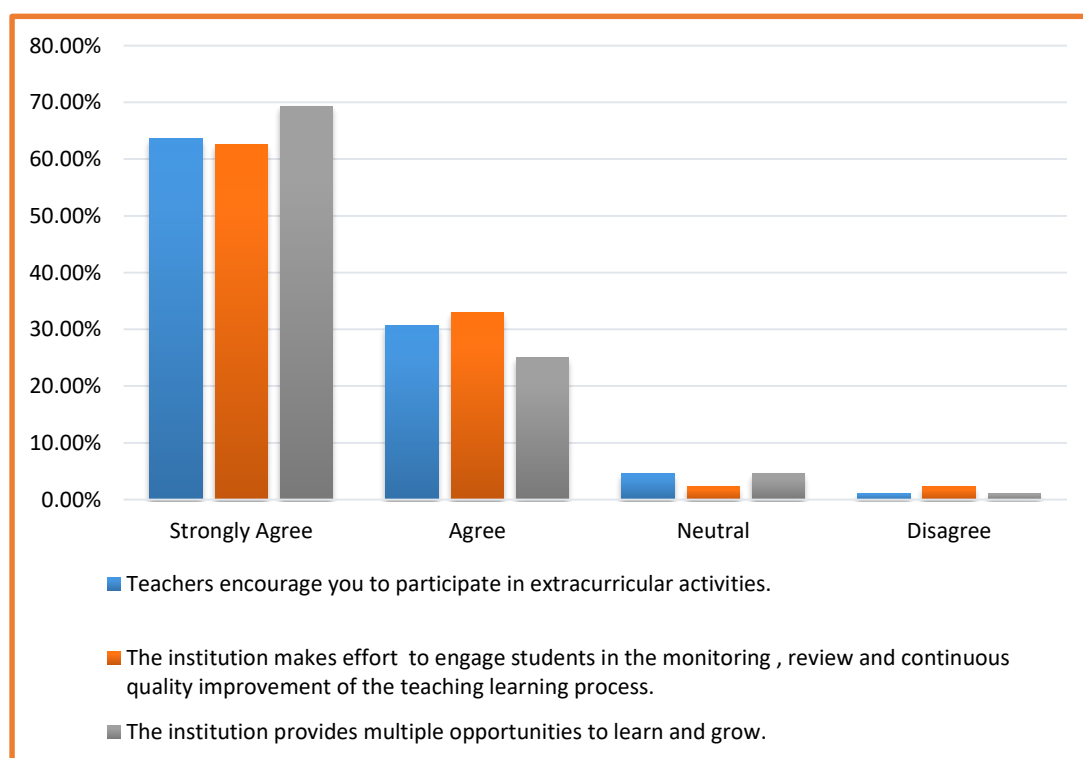




V.O.C. COLLEGE OF EDUCATION, THOOTHUKUDI – 8.

STUDENT SATISFACTION SURVEY 2022-2023

Items	Strongly Agree	Agree	Neutral	Disagree
Teachers encourage you to participate in extracurricular activities.	63.64%	30.68%	4.54%	1.14%
The institution makes effort to engage students in the monitoring , review and continuous quality improvement of the teaching learning process.	62.50%	32.96%	2.27%	2.27%
The institution provides multiple opportunities to learn and grow.	69.32%	25%	4.54%	1.14%

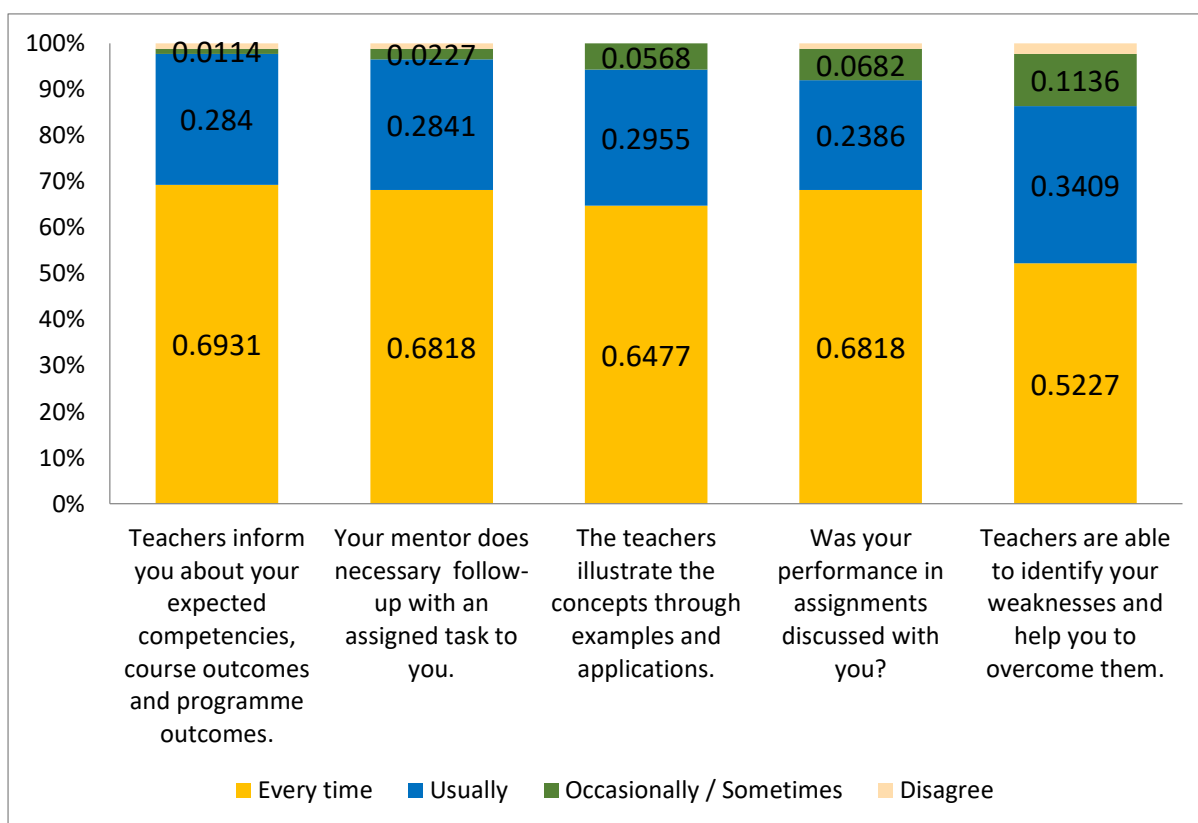




V.O.C. COLLEGE OF EDUCATION, THOOTHUKUDI – 8.

STUDENT SATISFACTION SURVEY 2022-2023

Items	Every time	Usually	Occasionally / Sometimes	Disagree
Teachers inform you about your expected competencies, course outcomes and programme outcomes.	69.31%	28.40%	1.14%	1.14%
Your mentor does necessary follow-up with an assigned task to you.	68.18%	28.41%	2.27%	1.14%
The teachers illustrate the concepts through examples and applications.	64.77%	29.55%	5.68%	0.00%
Was your performance in assignments discussed with you?	68.18%	23.86%	6.82%	1.14%
Teachers are able to identify your weaknesses and help you to overcome them.	52.27%	34%	11.36%	2.27%

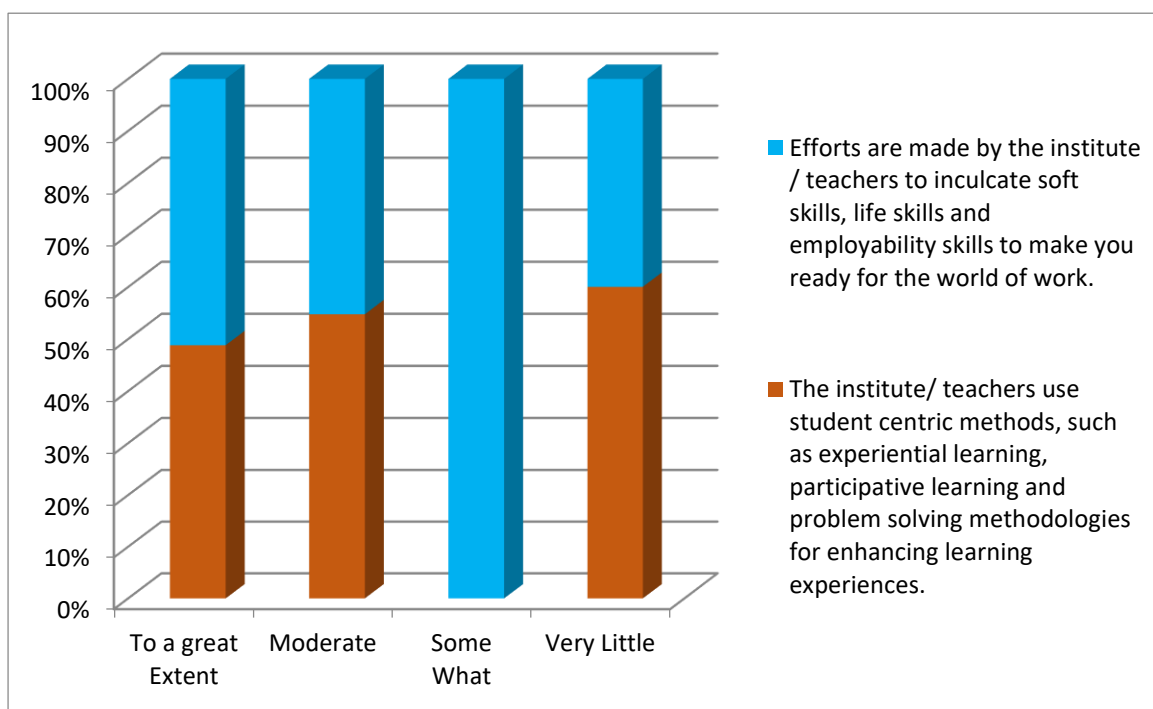




V.O.C. COLLEGE OF EDUCATION, THOOTHUKUDI – 8.

STUDENT SATISFACTION SURVEY 2022-2023

Items	To a great Extent	Moderate	Some What	Very Little
The institute/ teachers use student centric methods, such as experiential learning, participative learning and problem solving methodologies for enhancing learning experiences.	70.45%	26.14%	0.00%	3.41%
Efforts are made by the institute / teachers to inculcate soft skills, life skills and employability skills to make you ready for the world of work.	73.87%	21.59%	2.27%	2.27%

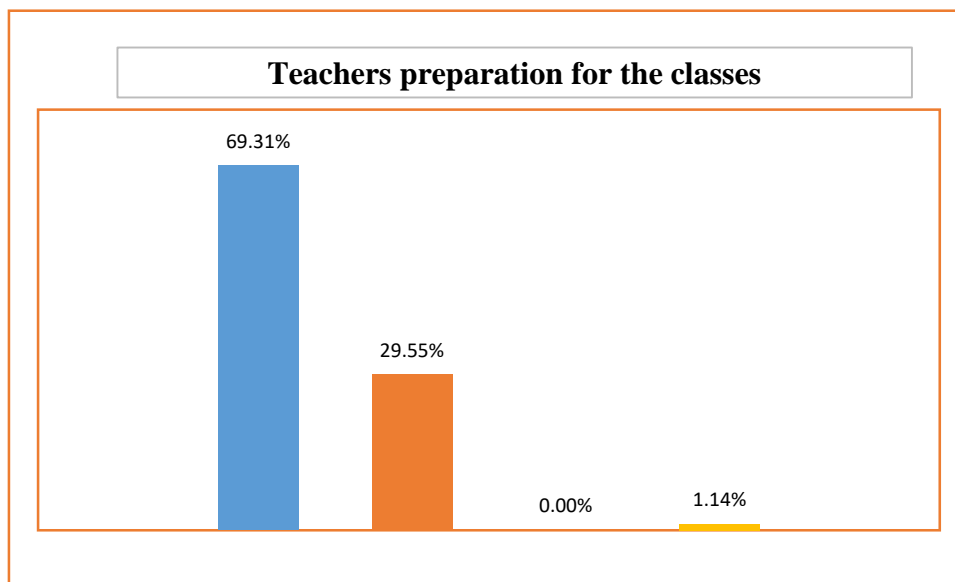




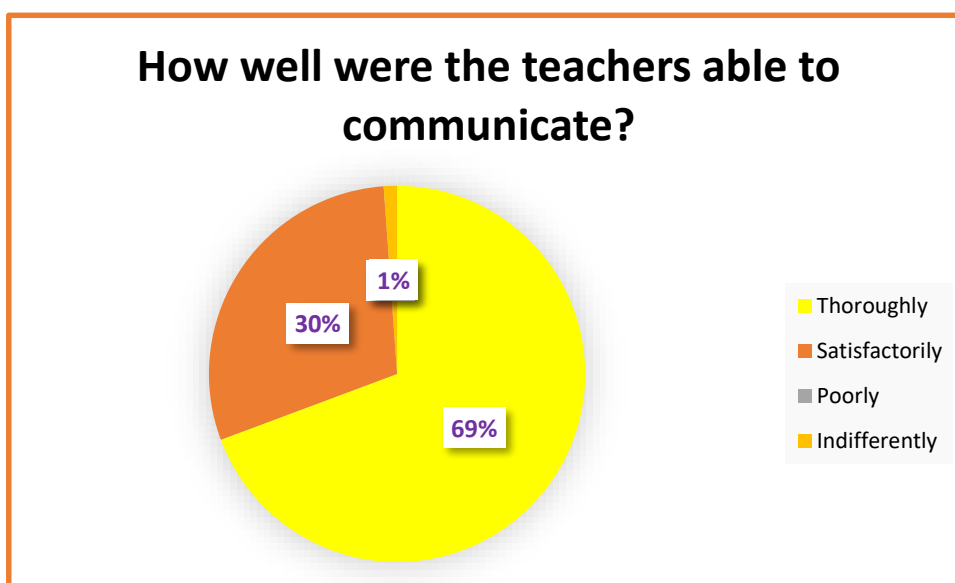
V.O.C. COLLEGE OF EDUCATION, THOOTHUKUDI – 8.

STUDENT SATISFACTION SURVEY 2022-2023

Items	Thoroughly	Satisfactorily	Poorly	Indifferently
How well did the teachers prepare for the classes?	69.31%	29.55%	0.00%	1.14%



Items	Thoroughly	Satisfactorily	Poorly	Indifferently
How well were the teachers able to communicate?	69.31%	29.55%	0.00%	1.14%

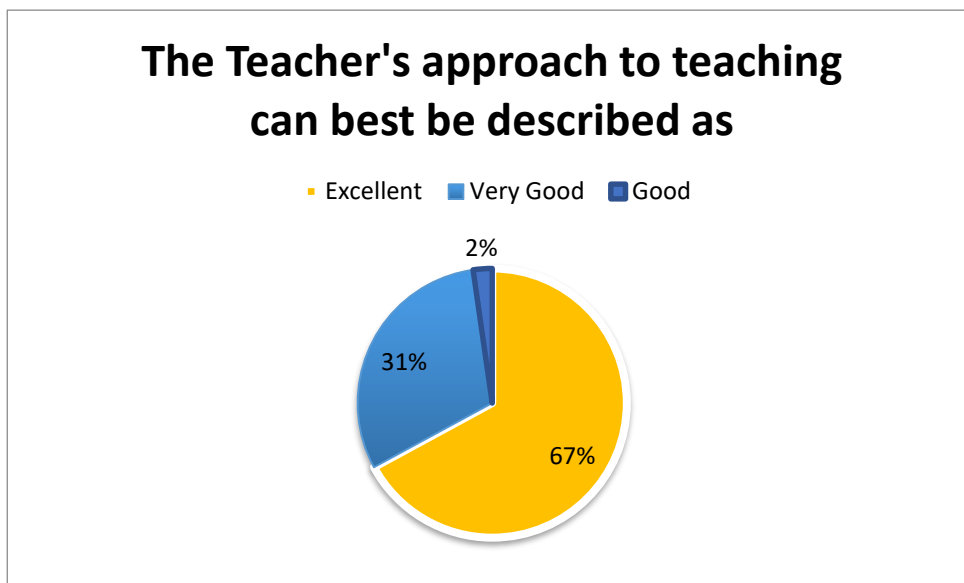




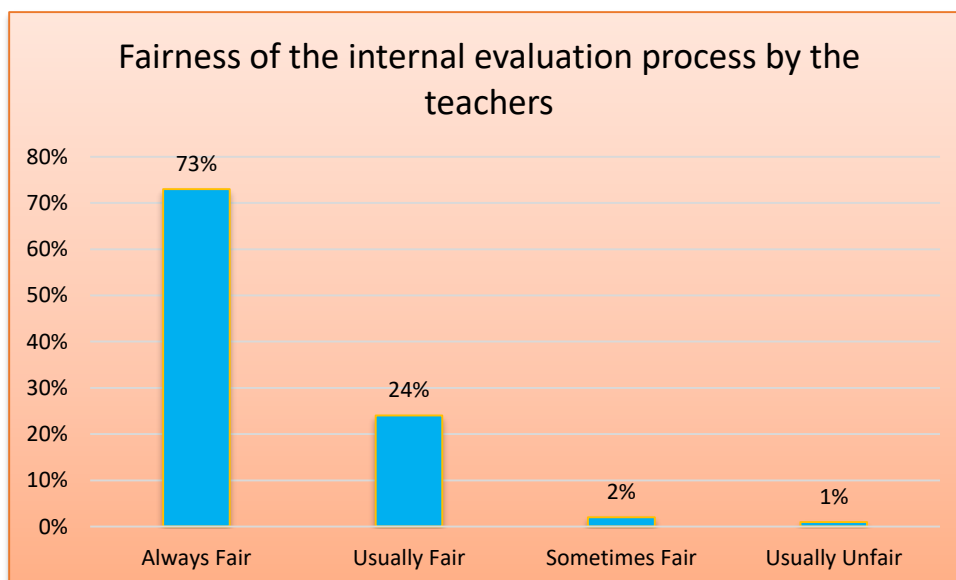
V.O.C. COLLEGE OF EDUCATION, THOOTHUKUDI – 8.

STUDENT SATISFACTION SURVEY 2022-2023

Items	Excellent	Very Good	Good
The Teacher's approach to teaching can best be described as	67%	30.60%	2.27%



Items	Always Fair	Usually Fair	Sometimes Fair	Usually Unfair
Fairness of the internal evaluation process by the teachers	73%	24%	2%	1%

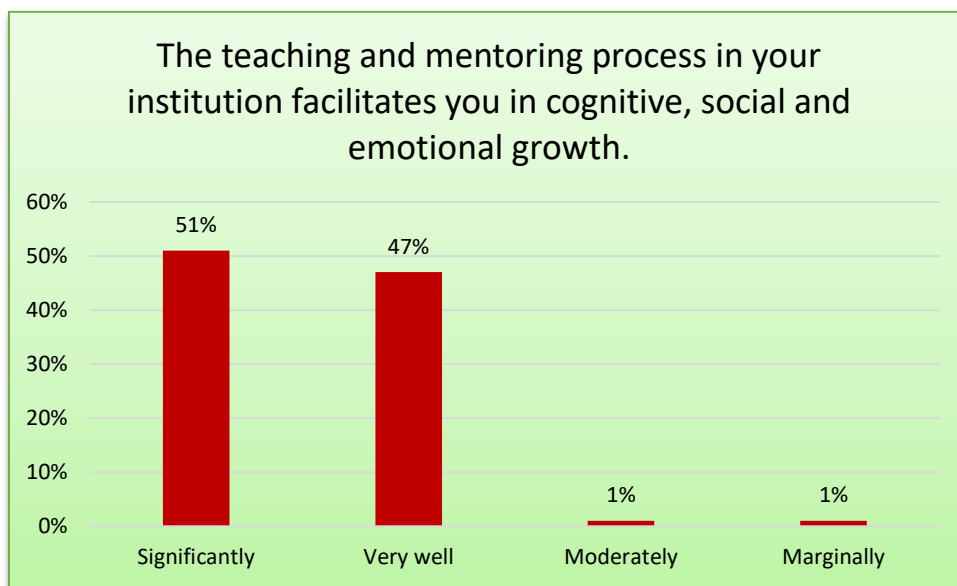




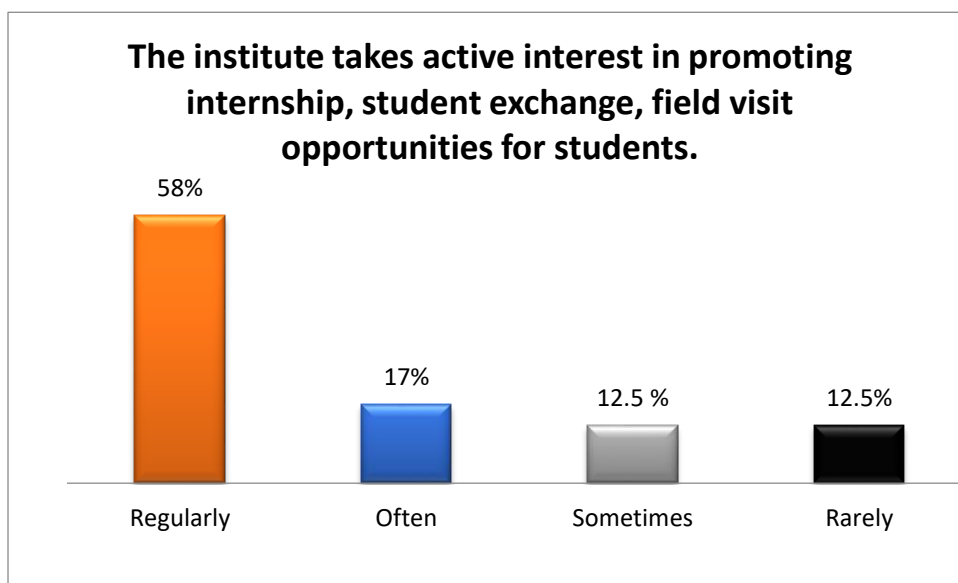
V.O.C. COLLEGE OF EDUCATION, THOOTHUKUDI – 8.

STUDENT SATISFACTION SURVEY 2022-2023

Items	Significantly	Very well	Moderately	Marginally
The teaching and mentoring process in your institution facilitates you in cognitive, social and emotional growth.	51%	47%	1%	1%



Items	Regularly	Often	Sometimes	Rarely
The institute takes active interest in promoting internship, student exchange, field visit opportunities for students.	58%	17%	12.50%	12.50%

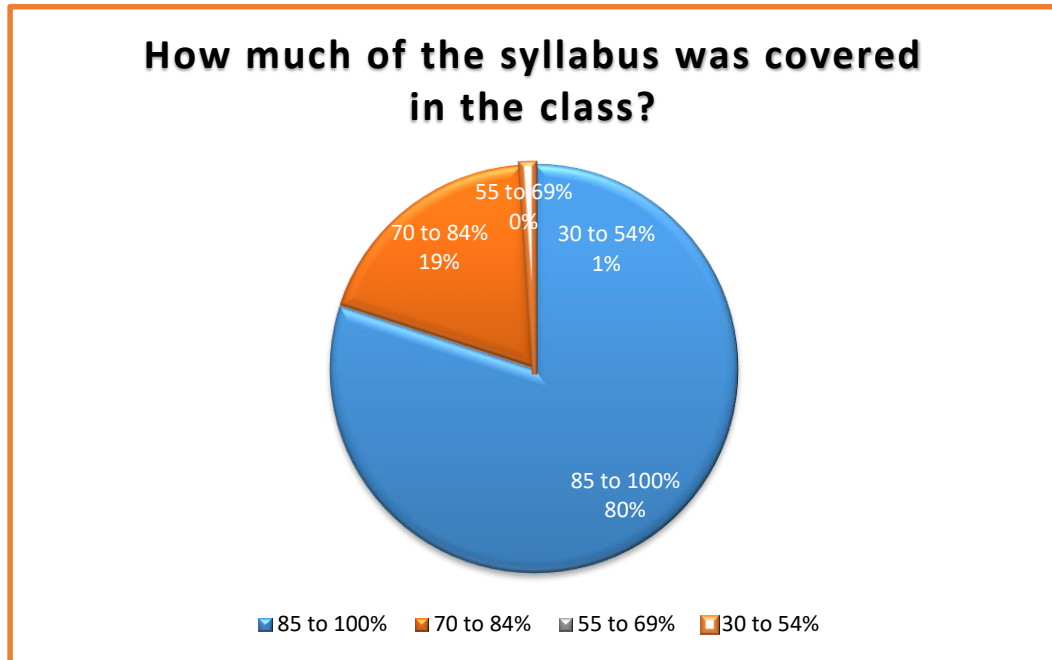




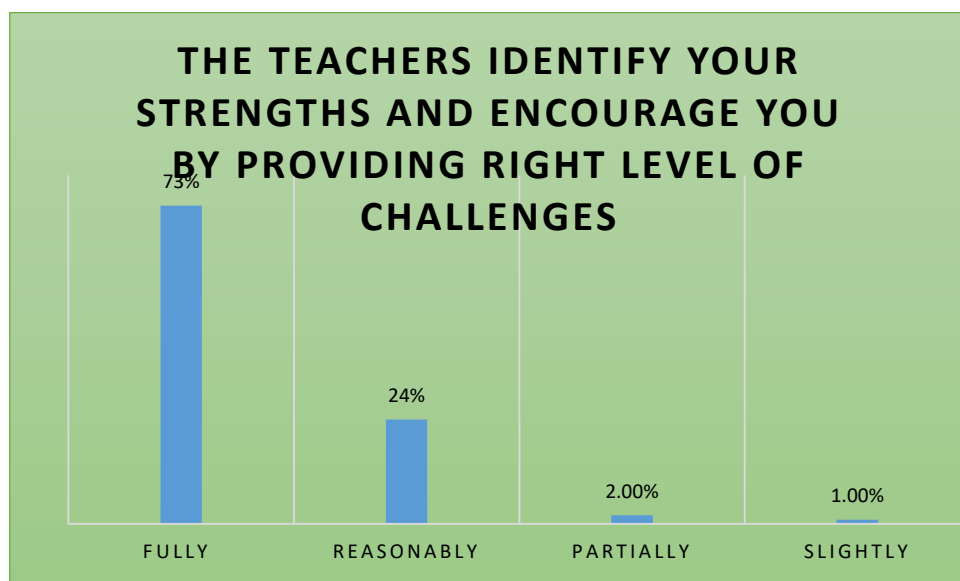
V.O.C. COLLEGE OF EDUCATION, THOOTHUKUDI – 8.

STUDENT SATISFACTION SURVEY 2022-2023

Items	85 to 100%	70 to 84%	55 to 69%	30 to 54%
How much of the syllabus was covered in the class?	80%	19%	0.00%	1.00%



Items	Fully	Reasonably	Partially	Slightly
The teachers identify your strengths and encourage you by providing right level of challenges	73%	24%	2.00%	1.00%

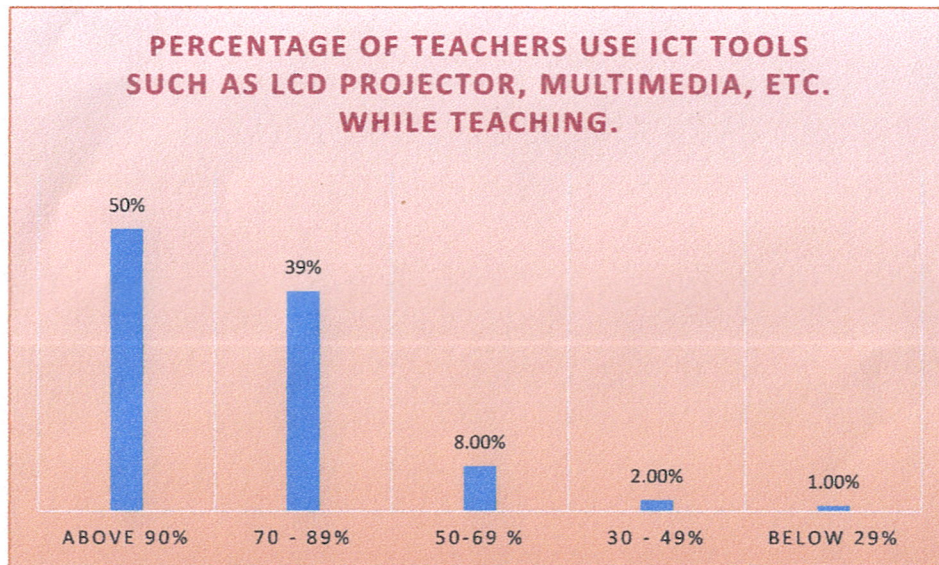


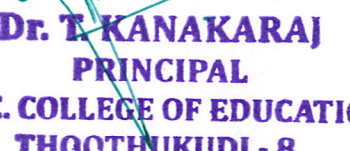


V.O.C. COLLEGE OF EDUCATION, THOOTHUKUDI – 8.

STUDENT SATISFACTION SURVEY 2022-2023

Items	Above 90%	70 - 89%	50-69 %	30 - 49%
What percentage of teachers use ICT tools such as LCD Projector, Multimedia, etc. while teaching.	50%	39%	8.00%	2.00%




DR. T. KANAKARAJ
PRINCIPAL
V.O.C. COLLEGE OF EDUCATION
THOOTHUKUDI - 8.